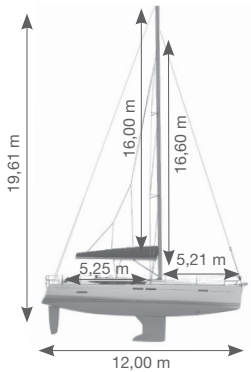
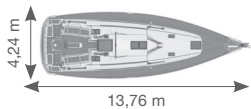




Sun Odyssey 449

SPECIFICATIONS



Overall length with Bowsprit	13,76 m / 45'1"
Overall length	13,34 m / 43'9"
Hull length	12,99 m / 42'7"
Waterline length	12,00 m / 39'4"
Beam	4,24 m / 13'1"
Displacement light load with deep draft keel	9640 kg / 21253 lbs
Standard keel draft	2,20 m / 7'2"
Standard keel weight	2850 kg / 6283 lbs
Shoal keel draft	1,60 m / 5'2"
Shoal keel weight	3150 kg / 6945 lbs

CE category	A10 / B11
Fuel capacity	200 L / 53 US gal
Water capacity	330 L / 87 US gal
Fridge capacity	185 L / 49 US gal
Holding tank capacity	160 L / 42 US gal
Architect/Designer	Philippe Briand / Jeanneau Design
Standard mainsail horizontally-cut in high-quality dacron	49,50 m² / 533 Sq ft
Standard headsail 106% horizontally-cut in high-quality dacron	41,50 m² / 447 Sq ft

AN EXCEPTIONAL LEVEL OF EQUIPMENT

EXTERIOR

Sailing features

- High aspect ratio rig
- Harken genoa tracks
- Harken winches
- Harken deck hardware
- Aluminium classic mast and boom
- Semi full-batten main and furling genoa with UV protection
- Standing rigging discontinuous stainless steel wire
- Lazy bag and lazy jacks
- Sheets lead back to the helm – German sheeting
- Wide selection of optional sails

Construction

- Hull solid, hand-laid fibreglass, ISO gelcoat surface, protective barrier coat
- Structure 3rd generation inner fibreglass grid, high-load zones cut out and relaminated, drainage system through structure, special emergency repair zone in keel area
- Deck Prisma Process® injected deck, ISO gelcoat surface, discontinuous balsa block coring – 30% weight savings as compared to traditional decks

Cockpit

- Cockpit with dedicated sail handling areas
- Multi-function cockpit table
- Leather-covered steering wheels
- Full-beam, fold down swim platform
- Telescopic swim ladder

Deck

- Flush deck hatches
- Long acrylic deck windows with GRP eyebrow
- Inboard shrouds for easier access forward
- Electric windlass

INTERIOR

- One-level interior with no door sills
- Leather-wrapped handrails
- Direct and indirect LED lighting
- Large, double berths
- Fully-upholstered hull sides and ceiling
- Numerous choices of interior decor
- Large storage spaces, seaworthy with fiddles

Chart table

- Large nav desk with leatherette lining and interior storage for a portable computer

Galley

- Double stainless steel sinks
- 2-burner stove with oven
- Fridge 185L / 49 US Gal with top access to better maintain the cold air

Woodwork

- Woodwork in Alpi teak
- UV stabilised varnish
- Light oak laminate floorboards
- Numerous solid wood mouldings

TECHNICAL

Electrical

- 12V electrical panel
- Battery Exide Dual Marine
- 125A alternator and charge distributor/isolator
- 220V Shorepower
- Positive and negative battery cut-off switches to better protect battery banks

Water systems

- Hot and cold cockpit shower
- Hot water heater 40L/ 11US gal
- "Heavy-duty" water pump

Engine

- Latest-generation Common Rail engine with reduced emissions and consumption
- Sail Drive
- Fixed 3-blade propeller
- Sound insulation 40 mm / 1 1/2" thick

TRIM LEVELS AND PACKAGES

TRIM LEVEL	PREMIERE	PREFERENCE
Midship cleats	✓	✓
Luxury 2-burner stove with oven and grill in stainless steel	✓	✓
Speakers in the cockpit	✓	✓
Fusion ra205 with bluetooth	✓	✓
Bose® 2.1 speaker system accoustimass 3, speakers with base	✓	✓
60A multi-phase battery charger	✓	✓
2 additional 115Ah house batteries	✓	✓
Curtain set for windows, ports and hatches insect screens for hatches	✓	✓
GRP bowsprit with integrated anchor roller	✓	✓
Led navigation lights	✓	✓
Plexiglass shower door in head	✓	✓
Vertical access door to fridge compartment		✓
Indirect lighting in saloon		✓
Lifeline gates		✓
1 Electric coachroof winch 1 x Harken 40.2 12v self-tailing in place of standard winch to port		✓

NAVIGATION PACK

- Harken 40.2 self tailing winch on starboard coachroof with additional winch handle
- Spinnaker deck fittings with Spinlock jammers
- Halyard bags in the cockpit
- Windex 15"

PERFORMANCE PACK

- Flex-o-fold 3-blade, folding propeller
- Dyneema® low-stretch halyards for main and genoa
- Dyform discontinuous standing rigging

EQUIPMENT

ARCHITECTURE

- Hull chine for improved stability and speed
- Long waterline for better speed while sailing and under power
- L-shaped cast iron keel less exposed to seaweed and lines
- High ballast-to-weight ratio
- Balanced rudder with composite shaft

SAILS

Standard

- Horizontally-cut in high-quality Dacron
- Semi full-batten mainsail with 2 auto reefs and 3rd classic reef 49.50 m²/533 Sq ft
- Furling Genoa 106% with UV protection 41.5m² / 447 Sq ft
- Lazy bag with offset zipper in Sunbrella® Taupe with integrated lazy jacks

Options

- Performance genoa 140% with UV protection in triradial cut mylar/taffeta 54.7 m² / 589 Sq ft
- Performance genoa 106% with UV protection in triradial cut mylar/taffeta 41.5 m²/447 Sq ft
- Self-tacking jib with UV protection in triradial cut mylar/taffeta laminate 35.3 m² / 380 Sq ft
- Performance, full-batten mainsail in triradial cut mylar/taffeta 49.5 m²/533 Sq ft

- In mast furling horizontally-cut in high-quality dacron 39.3m²/423 Sq ft
- Code 0 in triradial cut mylar/aramid laminate 76.4 m²/822 Sq ft, with continuous line furler

SAIL HANDLING

Standard

- Harken genoa tracks with adjustable lead cars (located on the coachroof)
- Mainsheet traveller roof-mounted traveller with ball-bearing cars, control lines lead aft to cockpit
- Spinlock jammers
- Mainsheet and genoa sheet lead back to helm station with Spinlock jammers
- Coachroof winch 1 x Harken 40.2ST to port
- Genoa winches 2 x Harken 46.2 self-tailing winches for easy use at the helm stations
- Winch handle 1 x Harken handle with ball-bearing grip

Options

- Genoa tracks for large, overlapping headsail, adjustable Harken lead cars (located on the side decks)
- Self tacking jib ball bearing track on coachroof
- Asymmetrical spinnaker gear: halyard, 2 sheets, tack line lead forward on deck, blocks
- Harken "Rewind" electric genoa winches 2 x 46.2 winches that can sheet-in and sheet-out electrically
- Upgraded genoa winches 2 x Harken 50.2 ST, included in option: Genoa tracks for large, overlapping headsail

MAST AND RIGGING

Standard

- Classic mast aluminium with double spreaders, deck-stepped
- Backstay double
- Rigid boom vang
- Genoa furler with double slot, furling line lead aft to port helm winch
- Running rigging topping lift, mainsail halyard, genoa halyard, mainsheet, genoa sheets in polyester
- Standing rigging discontinuous 1x19 stainless steel wire

Options

- Furling mast aluminium with double spreaders, deck-stepped
- Backstay adjustable via mechanical adjuster

COCKPIT

Standard

- Cockpit table folding table with storage, cup holders, stainless steel handrail, courtesy lighting, 12v plug
- Teak inlay on cockpit bench seating
- Cockpit lockers 2 lockers under bench seats and 1 lazarette locker under the port helm seat for technical access to steering system
- Liferaft locker located in dedicated compartment 90x54x34 cm / 2'11"x1'9"x1'1"
- Line lockers under helm seats for lines from the primary winches, location for deck fills, cockpit speakers and shorepower inlet
- Gas locker located in lazarette under starboard helm seat, for 2 gas bottles with connection to gas system and cut-off valve under stove in the galley
- Wheels 2 leather-covered steering wheels with compasses at each steering position and stainless steel grabrails
- Emergency tiller delivered with the boat, fitting in cockpit floor
- Instrumentation dedicated space for instruments within easy reach of helm positions, room for GPS chartplotter mounted at aft end of cockpit table with easy viewing from each helm
- Engine controls throttle and engine control panel mounted at starboard helm, engine panel includes, RPM gauge, warning lights, ignition
- Full-beam, fold down swim platform with telescopic swim ladder
- Hot and cold cockpit shower

Options

- Solid teak cockpit table with all the same functions of the standard table, but with wooden leaves
- Cockpit table cover Sunbrella® Taupe (with or without GPS)
- Teak cockpit floor inlay
- Black, composite steering wheels
- Steering wheel covers Sunbrella® Taupe with zips for easy removal
- Cockpit sprayhood wide Sunbrella® Taupe with vinyl windscreen with zip-out middle window for ventilation, retractable
- Cockpit bimini Sunbrella® Taupe with stainless steel bows, retractable with storage cover
- Cockpit cushions Sunbrella® Sling Taupe

DECK HARDWARE

Standard

- Bow pulpit stainless steel
- Stern pulpits stainless steel with buoy bracket and emergency ladder
- Lifelines double level of stainless steel lifelines
- Toerail
- Cleats 4 x aluminium mooring cleats forward and aft
- Stainless steel handrails on coachroof
- Anchor locker
- Vertical electric windlass 1000W - 10mm chain
- Anchor roller single stainless steel fitting
- Fixed windows along coachroof
- Opening ports (2) integrated into fixed windows
- Fixed hull ports (8)
- Opening port in cockpit (1)
- Opening deck hatches (7)

Options

- Windlass control second windlass control mounted in cockpit with chain counter
- Opening port in cockpit (1)
- Mooring kit fenders and docklines
- Teak decks
- Bow platform with telescopic, stainless steel access ladder
- Outboard engine bracket mounted on stern pulpit
- Wood rubrail for hull protection
- Anchoring kit Delta anchor 20kg/44lbs, 32m (104') of 10mm chain and 45 m (147') of 18mm line

LIGHTING

Standard

- Direct and indirect LED lighting in saloon and cabins
- Reading lights in cabins
- Chart light mounted at nav station

ELECTRICAL

Standard

- Electrical panel with 12v breakers, 220v breakers, 12v voltmeter
- 1 12v plug per cabin and at the chart table
- Domestic battery bank capacity, 2 x 115 A/H 12V
- Engine start battery capacity, 1 x 110 A/H 12V
- 12 v alternator output: 125A
- Positive battery switch for engine and domestic bank and general cut-off switch
- Charging distributor and isolator

Options

- Inverter 2000 W 12v/220v
- Solar panel on coachroof with charging relay

PLUMBING

Standard

FRESH WATER

- Pressurised water distributed through-out the boat via semi-rigid hose
- "Heavy-duty" water pump (19 l/5US gal/ mn), accumulator tank for consistent water pressure
- Chromed faucets with shower fittings in heads
- 40 litre / 11 US Gal hot water tank that is connected to engine heat exchanger and 220v system
- Digital water level display

GREY AND BLACK WATER

- Large manual pump marine toilets
- 2 x 80 litre / 21 US Gal holding tanks with gravity drain and deck fitting

BILGE

- Shower sumps equipped with individual electric pumps with filters and on-off switches
- Manual bilge pump in the cockpit and electric bilge pump with float switch

GAS

- Gas detector

Options

- Extra fresh water tank 200L / 53 US Gal located under aft starboard berth
- Electric Quiet-Flush toilets in place of standard

ENGINE


Standard

- Latest-generation Common Rail engine with reduced emissions and consumption
- Engine Yanmar 4JH57CR Sail-Drive - 57 HP / 41KW - Alternator 125A
- Insulation: foam 40 mm / 1 ½", with fire-retardant film
- Fuel/water separator
- Built-in muffler, air ventilation and stainless steel exhaust fitting
- Fixed 3-blade propeller
- GRP rudder

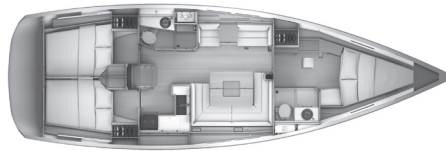
Options

- Bow thruster with 2 extra batteries, tunnel moulded into the hull

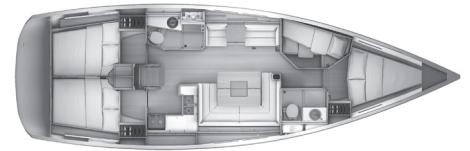
LAYOUTS



Version A
forward cabin, 1 aft cabin,
2 head compartments



Version B
1 forward cabin, 2 aft cabins,
2 head compartments



Version C
1 forward cabin, 1 lateral cabin 2 aft cabins,
2 head compartments

INTERIOR

Bois

- Alpi Teak interior laminated panels with solid wood trim around galley, companionway and cabinetry, finished in satin UV stabilised varnish
- Fully-upholstered hull sides and ceiling
- Light oak laminate floorboards

Options

- Dark Oak laminate floorboards
- Teak and holly laminate floorboards
- Woodwork in Alpi Light Oak with mouldings in solid Alpi Oak, UV stabilised varnish

Saloon

- Saloon with U-shaped seating area to starboard, cushions and storage under seating area
- Saloon dining table with wood fiddles, removable pedestal legs
- Storage cabinets along hull sides
- Companionway with wood steps and non-slip strips
- Hinged, plexiglass companionway door
- Lounge seating to port with plush cushions and upper storage cabinets

Options

- Luxury salon table with central bar unit, folding top, and sliding tracks to transform into double berth
- Saloon berth conversion kit

Chart table

- Central nav desk with leatherette lining and interior storage
- Full-featured electrical panel

Galley

- L-galley to starboard with glass separator between galley counter and seating area
- Double stainless steel sinks with covers, solid countertops, chrome plumbing fittings, storage cabinets and drawers
- Storage compartment for books and magazines built into the galley façade
- Gimballed 2-burner stove with oven with stainless steel protection bar
- Single fridge box with freezer area, wire baskets, 12v refrigeration and integrated compressor

Comfort

- Cushions in high-density foam
- Premium mattresses

Options

- TV antenna for masthead with amplifier
- TV LED 24" mounted on mast bulkhead with FUSION DVD player
- Air Conditioning 220 v 32000 BTU 1 unit installed in the stern, 1 unit installed in the saloon and 1 unit installed in the forward cabin, vents in saloon, head compartments and forward and aft cabins control panel and thermostat
- Microwave 220v stainless steel
- Forced air heating 1 unit 5500 BTU Webasto® diesel heater installed in stern, vents in aft cabins, saloon and head compartments
- Forced air heating 1 unit 5500 BTU + 1 unit 2000 BTU Webasto® diesel heater installed in stern, vents in aft cabin, saloon and head compartments (only for the version C)

Forward owner's cabin

(versions A & B)

- Double berth with high-density foam 2.14x2.00m/7'x6'6"
- Cabinet with shelves and hanging rod
- White vinyl lining on hull with lateral wood shelf
- Desk/vanity with leatherette lining and fold-up mirror, reading light and chair
- Private forward head compartment with sink, clothes hook, mirror, towel holder, toilet paper holder, cabinet above sink and electric drainage pump

Double forward cabins

(version C)

- 2 single bunk berths and forward V-berth
- White vinyl lining on hull with lateral wood shelf
- Cabinet with shelves and hanging rod
- Double berth with high-density foam 2.14x2.00/7'x6'6"
- 2 bunks 2.11 x 0.70m / 6'11" x 2'3"
- Forward head compartment with sink, clothes hook, mirror, towel holder, toilet paper holder, cabinet above sink and electric drainage pump

Aft owner's cabin

(version A)

- Double berth with high-density foam mattress 2.00 x 1.85 m / 6'6" x 6'
- Cabinet with shelves and hanging rod
- White vinyl lining on hull with lateral wood shelf
- Large head compartment aft with sink, clothes hook, mirror, towel holder, toilet paper holder, cabinet above sink and electric drainage pump
- Stainless steel hanging bar for wet clothing
- Sail locker with lighting and 2 storage baskets, access from a door in the shower compartment and second access from the cockpit locker

Double aft cabin version

(versions B & C)

- Double berth with high-density foam mattress (2.00x1.60m / 6'6"x 5'2")
- Cabinet with shelves and hanging rod
- White vinyl lining on hull with lateral wood shelf
- Access to tankage
- Large head compartment aft with sink, clothes hook, mirror, towel holder, toilet paper holder, cabinet above sink and electric drainage pump
- Stainless steel hanging bar for wet clothing

HEADROOM

Forward cabin	1,88 m / 6'2"	Saloon	1,96 m / 6'5"
Aft cabin(s)	1,97 m / 6'5"	Galley	1,95 m / 6'5"
Companionway	1,97 m / 6'5"		



JEANNEAU

